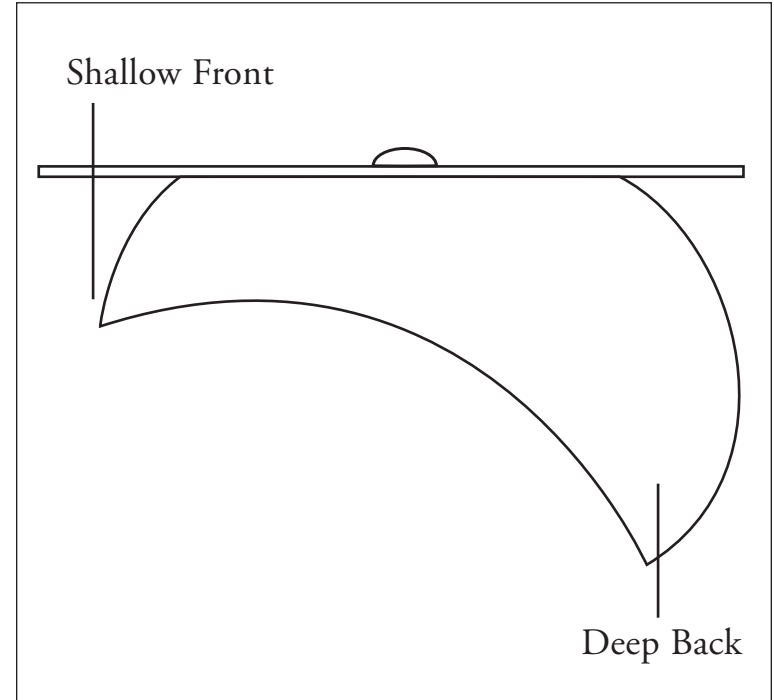


* HOW TO WEAR MORTARBOARD *



FRONT VIEW


Tassel
* on left hand side



SIDE VIEW

* HOW TO WEAR YOUR REGALIA *


SASH: straight edge across the shoulders



FRONT VIEW

Curtin Logo
* Velcro to hold
sash and gown
in place

Bachelor Sash
* turn out small
amount of satin
to show colour



BACK VIEW

DAMAGE TO HIRED REGALIA
WILL BE CHARGED FOR.

DO NOT USE
PINS TO ATTACH YOUR
SASH TO THE GOWN AS THIS
DAMAGES THE FABRIC.